

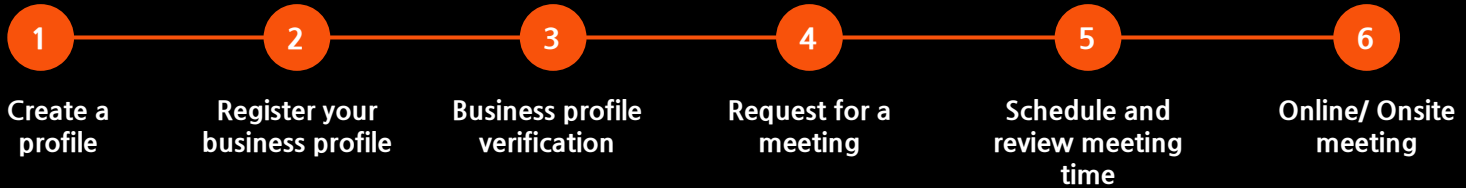
# COM&UP

GLOBAL STARTUP  
FESTIVAL

# 2023

Onsite **Business Matching** Guide

# Onsite Business Matching Process



**Start Business  
Matching**

**Onsite Business Matching Guide**


**Registration Guide for Startups**

# 1. Registration Guide for Startups

The screenshot shows the homepage of COMEUP (Global Startup Festival). The navigation bar includes links for ABOUT, PROGRAM, LINE-UP, PARTNERS, COMEUP Stars, NEWS, LOGIN, and 한국어. The main heading is "BUSINESS MATCHING". Below the heading, there are links for "Info", "Our Startups", and "Our Investors". A "Business Matching Manual" download link is also present. A quote reads: "We connect founders with investors to support the startup scene in a substantial way." A yellow circle with the number "1" highlights a "Register Now!" button, which is enclosed in a dashed white box. At the bottom, there are four data cards: "Matches", "Total Funding Amount", "Registered Startups", and "Registered Investors".

1. Click [**Register Now!**] to upload your profile.

# 1-1. Registration Guide for **Startups**



**Startup Registration** **Investor Registration**

**Applicant Information**

**2**

**3**

\* Name

\* Job Title

\* Email

\* Phone Number

2. Click the [**Startup Registration**] tab.

3. Enter the **required fields**, (Name, Job Title, Email, Phone Number)

# 1-1. Registration Guide for **Startups**

## Company Information

4

• Company Name

Please enter your company name.

• Name of CEO

Please enter the name of your company CEO.

5

• Industry Group

- Advertising & Marketing
- Agriculture & Farming
- Beauty & Fashion
- Commerce & Shopping
- Lifestyle
- Education
- Energy & Sustainability
- Financial Services
- Food & Beverage
- Gaming
- Hardware & Manufacturing
- Health Care & Biotech
- Media & Entertainment
- Professional Services
- Real Estate
- Software
- Logistics
- Mobility
- Travel
- Other ( )

• Primary Technologies

- 3D Graphics
- Advanced Materials
- Big Data
- Blockchain
- Cloud
- Control Technology
- Deep Learning / Machine Learning
- Image Processing
- IoT & Sensor
- Nanotechnology
- NFT
- Photonics
- R&D
- Robotics
- VR / AR / Metaverse
- Other ( )

4. Enter the **required fields**.  
(Company Name, Name of CEO)

5. Choose the **industry and technology** that best applies to your company.

# 1-1. Registration Guide for Startups

The image shows a registration form for startups. A dashed yellow box highlights the section for step 6, which includes the following fields:

- Company Introduction**: A text input field with the placeholder "Please describe your company/busi" and a note "Up to 1000 characters".
- Funding Round**: A dropdown menu with the placeholder "Please select Attendee Type".
- Total Funding Amount**: A text input field with the placeholder "Please enter your total fi" and a unit selector set to "Dollar". Below it is a note: "This data is confidential and will be used only for calculating investment-related statistics."
- Company Address**: A dropdown menu with the placeholder "Republic of Korea".
- Website**: A text input field with the placeholder "Please enter your company's URL".

Step 7 is also highlighted and includes:

- Pitch Deck**: An "Attach File" button. Below it are instructions: "\* Submit in PDF or PPTX format", "\* Only registered investors can open file. Please attach information that can be revealed to the public.", and "\* Max 10MB".

6. Enter the **required fields**.  
(Company Introduction, Funding Round, Total Funding Amount, Nationality)

7. Upload your pitch deck.  
**\*Please note that only registered investors can open the file.**  
(submit in PDF or PPTX format, max 10MB)

# 1-1. Registration Guide for Startups

8

\* Company Logo

Attach File

\* Submit in JPG or PNG format  
\* Max 100KB

8. Upload your **company logo**.  
The company logo will be used as your thumbnail.  
(Submit in JPG or PNG format, max 100KB)

Term of  
Service  
Privacy  
Policy

9

Agree all (Includes required and optional)

(Required) Terms of Service & Conditions [MORE](#)

(Required) Sharing collected info with 3rd party [MORE](#)

9. Please agree to our **terms of service & conditions** and **privacy policy** to proceed.


10

Submit

10. Click [**Submit**].



# 1-1. Registration Guide for Startups



**BUSINESS MATCHING**

COMEUP COMEUP COMEUP


Info **1** Our Startups Our Investors

Industry Primary Technologies Funding Round Search for Startups Search

SOCAR Cheil Worldwide Inc. Jungle Ventures COMEUP COMPANY Comeup Company

12. To check if your profile have been registered, simply click [Our Startups]!

# 1-2. Edit Profile



The screenshot shows the COMEUP website's profile page. At the top left is the COMEUP logo with the tagline 'GLOBAL STARTUP FESTIVAL'. The navigation menu includes 'ABOUT', 'PROGRAM', 'LINE-UP', 'PARTNERS', 'COMEUP Stars', and 'NEWS'. In the top right corner, there are links for 'VC | My page', 'LOGOUT', and '한국어'. A yellow circle with the number '1' highlights the 'My page' link. Below the navigation, the main header features three tabs: 'MY PAGE', 'BUSINESS MATCHING', and 'EDIT INFO'. A yellow circle with the number '2' highlights the 'BUSINESS MATCHING' tab. Underneath the tabs, there are three sub-links: 'Edit Profile', 'Meetings on Standby', 'Meetings Approved', and 'Meetings Canceled'. A yellow circle with the number '3' highlights the 'Edit Profile' link. The main content area is titled 'Applicant Information' and contains a form with the following fields: 'Name' (VC), 'Job Title' (CEO), 'Investor Type' (Venture Capital), 'Email' (redacted @gmail.com), and 'Phone Number' (+82 01012345678).

1. Click [**My Page**] at the upper right corner.

2. Click the [**Business Matching**] tab.

3. Click [**Edit Profile**].

Online Business Matching Guide


Registration Guide for **Investors**

# 1-3. Registration Guide for Investors

The screenshot displays the COMEUP website interface. At the top, the navigation menu includes 'ABOUT', 'PROGRAM', 'LINE-UP', 'PARTNERS', 'COMEUP Stars', 'NEWS', 'LOGIN', and '한국어'. The main heading reads 'BUSINESS MATCHING'. Below this, there are links for 'Info', 'Our Startups', and 'Our Investors'. A 'Business Matching Manual' download link is visible. A quote states: "We connect founders with investors to support the startup scene in a substantial way." A yellow circle with the number '1' highlights a 'Register Now!' button, which is enclosed in a dashed white box. At the bottom, four data points are shown: 'Matches', 'Total Funding Amount', 'Registered Startups', and 'Registered Investors'.

1. Click [Register Now!] to upload your profile.

# 1-3. Registration Guide for **Investors**



Startup Registration

## 2 **Investor Registration**

**Applicant Information**


3

- \* Name
- \* Job Title
- \* Investor Type
- \* Email
- \* Phone Number

2. Click the [**Investor Registration**] tab.

3. Enter the **required fields**, (Name, Job Title, Email, Phone Number)

# 1-3. Registration Guide for Investors



**4**

**Main Investment Industries**

- Various Field
- Advertising & Marketing
- Agriculture & Farming
- Beauty & Fashion
- Big Data
- Blockchain
- Cloud
- Commerce & Shopping
- Lifestyle
- Education
- Energy & Sustainability
- Financial Services
- Food & Beverage
- Gaming
- Hardware & Manufacturing
- Health Care & Biotech
- ICT
- Media & Entertainment
- Metaverse
- NFT
- Professional Services
- Real Estate
- Robotics
- Software
- Logistics
- Mobility
- Travel
- VR / AR

**5**

**Major Portfolio**

Please enter companies you have ir

4. Choose your **main field of investment**. (multiple choices possible)

5. Enter your **portfolio companies**. This information will be available to the public.

# 1-3. Registration Guide for Investors

## Company Information

**6**

\* Company Name

\* Nationality

Website

**7**

\* Company Logo

\* Submit in JPG or PNG format  
\* Max 100KB

6. Enter the **required fields**. (Company Name, Nationality). The company website will be available to the public.

7. Upload your **company logo**. The company logo will be used as your thumbnail/ icon. (Submit in JPG or PNG format, max 100KB)

## Term of Service Privacy Policy

**8**

Agree all (Includes required and optional)

(Required) Terms of Service & Conditions [MORE](#)

(Required) Sharing collected info with 3rd party [MORE](#)

**9**

8. Please agree to our **terms of service & conditions** and **privacy policy** to proceed.


9. Click [**Submit**].

## Business Matching Guide

# Business Profile Verification



## 3. Profile Verification



000, Welcome to our Business Matching Platform.

Name  Comeup Investment / Kim Tuja / CEO

Type  Investor

Meet startups, fellow investors and global corporates with the COMEUP Business Matching Platform.  
You can check and manage meeting schedules on <My Page>.

[Browse List](#)

10. The profile verification process can take up to 3 business days. An **email** will be sent, once the the profile is successfully verified.

### 3. 프로필 등록

# BUSINESS MATCHING



11

Info

Our Startups

Our Investors

Industry Type

Main Investment Industries

Search for Investors

Search



Investor A  
Manager A



Investor B  
Manager B



Investor C  
Manager C

COMEUP  
INVESTMENT

Comeup Investment  
Kim Tuja CEO

11. You can review your newly registered profile at the **[Investors]** tab.

# Business Matching Guide

## Onsite Request

\*For onsite meetings, requests can only be sent **3 times** to the same profile.

## 4. Business Matching Request - **Onsite**



# BUSINESS MATCHING



Industry ▼ Primary Technologies ▼ Funding Round ▼ Search for Startups Search



SOCAR



Cheil Worldwide Inc.



Jungle Ventures



1. Choose the group you would like to match with and click on the relevant tab.

## 4. Business Matching Request - Onsite

The screenshot shows a business matching request for 'Comeup Company'. At the top left is a thumbnail image of a meeting with a yellow circle '2' overlaid. Below the thumbnail are the labels '스타트업 C' and '컴업 컴퍼니'. To the right of the thumbnail is a large white box with the text 'COMEUP COMPANY'. Below this is a profile card for 'Comeup Company' with a yellow circle '3' overlaid on the 'Nationality' field. To the right of the profile card are two orange buttons labeled 'Offline' and 'Online', with a yellow circle '4' overlaid on the 'Offline' button. Below the profile card is a table with company details.

Industry Group	Professional Services
Primary Technologies	Big Data Cloud Robotics
Funding Round	Pre-A
Nationality	Republic of Korea
Homepage	comeup.com
Pitch Deck	comeup company IR.pdf

2. Click the profile's thumbnail for more information.

3. Pitch decks can only be **viewed and downloaded by investors.**

4. Click **[Onsite]**.

## 4. Business Matching Request - Onsite

COMEUP BUSINESS MATCHING

5

Wednesday, November 8th Thursday, November 9th

Friday, November 10th

Once the meeting is approved, you can check the contact details at [My Page] - [Approved Meetings]

6 Meeting Time

Please select Meeting Time. KST(GMT+09:00)

7 Meeting Purpose

Please write any requests here before the meeting.

Offline meetings are only available at the business lounge and meeting rooms located at COMEUP2023's venue, which will be given on a first-come, first-served basis.

Confirm

5. Select a date between, November 8th - 10th

6. Select an available meeting time between 09:00-18:00.

(20 min duration, requests will be closed based on the order of submission)

7. Enter the meeting purpose.(Optional)

**\*Onsite meetings will be held at COMEUP 2023's event venue, specifically at the business lounge. The meetings can only be taken at the meeting rooms, and will be available on the order of submission.**

# Business Matching Guide

## Online Request

\*For online meetings, requests can only be sent **once** to the same profile.

## 4. Business Matching Request-Online



# BUSINESS MATCHING



Industry ▼ Primary Technologies ▼ Funding Round ▼ Search for Startups Search



SOCAR



Cheil Worldwide Inc.



Jungle Ventures



1. Choose the group you would like to match with and click on the relevant tab.



## 4. Business Matching Request-Online

The screenshot shows a business matching profile for 'Comeup Company'. At the top left is a thumbnail image of a meeting with a yellow circle '2' overlaid. Below the thumbnail are the labels '스타트업 C' and '컴업 컴퍼니'. The main profile area contains the following information:

- Comeup Company**
- Kim Comeup
- Business Matching

Industry Group	Professional Services
Primary Technologies	Big Data Cloud Robotics
Funding Round	Pre-A
Nationality	Republic of Korea
Homepage	comeup.com
Pitch Deck	comeup company IR.pdf

At the top right of the profile area are two buttons: 'Offline' and 'Online'. A yellow circle '4' is overlaid on the 'Online' button. A yellow circle '3' is overlaid on the 'Nationality' field.

2. Click the profile's thumbnail for more information.

3. Pitch decks can only be **viewed and downloaded by investors.**

4. Click **[Online]**.

## 4. Business Matching Request-Online



### Request a Meeting

Once matched, you will receive the counterpart's contact info.  
You can use the info to fix the place for the meeting.

5 Request Message

Please write any requests here before the meeting.

6 Confirm

5. Write any meeting details you would like to request before the meeting.(Optional)

6. Click [Okay] to complete the online meeting request.

**\*An email has been sent to the other party.  
If the request is approved, you can check their contact information at [My Page] - [Meetings Approved]**

# Business Matching Guide

Confirm Online **Business Matching** Request

## 5. Business Matching Request-MY PAGE

COMEUP  
GLOBAL STARTUP FESTIVAL

ABOUT

PROGRAM ▾

LINE-UP ▾

PARTNERS

COMEUP Stars

NEWS

# BUSINESS MATCHING



7

Please enter your password to verify yourself.

Please enter password

Next

6

VC | My page | LOGOUT

6. To check the status of your received requests, click [My Page].  
(at the upper right corner)

Info

Our Startups

Our Investors

7. Please re-enter your password to verify it's you.

## 5. Meetings on Standby-My Requests

**MY PAGE BUSINESS MATCHING EDIT INFO**

Edit Profile | **Meetings on Standby** | Approved Meetings | Canceled Meetings

3

5

All

Requests Sent

2023-11-08 09:40 Room I | Offline | In f

Comeup Company

6-1

Cancel Meeting Info

Meeting Date 2023.11.8 09:40

Meeting Type Offline

Company Name Comeup Company

Request Type Requests Sent

(Optional) Let us know why you are cancelling this meeting.

6

Cancel

Confirm

3. Click the [**Business Matching**] tab.

4. Click the [**Meetings on Standby**] to go through the requests that you received.

5. In the [**All**] drop down menu you can select to review **Requests Sent** and **Requests Received**.

6, 6-1. If you cannot participate in the meeting, please cancel the meeting and enter the reason for the cancellation .(Optional)

## 5. Meetings on Standby-Received Requests (Approve)

**MY PAGE BUSINESS MATCHING EDIT INFO**

Edit Profile | Meetings on Standby | Approved Meetings | Canceled Meetings

All ▼

1	<b>Requests Received</b> <b>2023-11-09 09:00 Room J</b>   Offline Comeup Company	<b>7</b> Approve Reject <b>8</b> Request
2	<b>Requests Received</b> <b>2023-11-10 11:20 Room G</b>   Offline Comeup Company	Approve Reject

7. If you want to accept the request, click [**Approve**].

7-1. Click [**Meetings Approved**] to go through the accepted meetings.

8. You can check the other party's **request details** here.

## 5. Meetings on Standby-Received Requests (Reject)

The screenshot shows a user interface for 'BUSINESS MATCHING'. At the top, there are navigation tabs: 'MY PAGE', 'BUSINESS MATCHING', and 'EDIT INFO'. Below this is a breadcrumb trail: 'Edit Profile | Meetings on Standby | Approved Meetings | Canceled Meetings'. A yellow circle with '9-1' highlights the 'Meetings on Standby' link. On the left, there is a table with a dropdown menu set to 'All'. The table has two rows, each with a meeting ID, a date, and a company name. A modal window is open over the table, titled '미팅 정보' (Meeting Info). It contains fields for '미팅 날짜' (Meeting Date), '미팅 구분' (Meeting Type), '기업명' (Company Name), and '요청 구분' (Request Type). Below these fields is a section for '미팅 거절 사유' (Meeting Rejection Reason) with three radio button options: '시간이 안맞음' (Time doesn't match), '오프라인 참여 불가' (Cannot participate offline), and '기타' (Other). A text input field is provided for the reason, with a placeholder '1, 2, 3 순위를 제안해주세요.' (Please suggest ranks 1, 2, 3). At the bottom of the modal is a '확인' (Confirm) button. To the right of the modal, a yellow circle with '9' highlights a 'Reject' button in a list of actions (Approve, Reject, Request).

MY PAGE **BUSINESS MATCHING** EDIT INFO

Edit Profile | Meetings on Standby | Approved Meetings | Canceled Meetings

9-1

All	Requests Received
1	2023-11-05 Comeup Co
2	2023-11-10 Comeup Co

미팅 정보

미팅 날짜 2023.11.9 09:00

미팅 구분 오프라인

기업명 컴업 컴퍼니

요청 구분 받은 요청

미팅 거절 사유

시간이 안맞음  오프라인 참여 불가  기타

1, 2, 3 순위를 제안해주세요.

확인

9

Approve

Reject

Request

Approve

Reject

9. If you wish to turn down the request, click the [Reject]

9-1. Enter the reason for denial.

10. Click [Confirm], and an email will be sent to the other party

## 6. MY PAGE-Approved Meetings

# MY PAGE BUSINESS MATCHING EDIT INFO

Edit Profile | Meetings on Standby | **Approved Meetings** | Canceled Meetings

All ▼ If your meeting is held online, contact your match to schedule a date and time.

1

7

2023-11-09 09:40 Room A Offline Pending Meeting

Comeup Company View Contact Info

9

8

Cancel

Request

### Reject Meeting Info

Meeting Date: 2023.11.9 09:00

Meeting Type: Offline

Company Name: Comeup Company

Request Type: Requests Received

#### Reason for Meeting Refusal

Schedule does not match  Reason for Meeting Refusal

Other

Write down the top 3 times that works best with your schedule.

Confirm

6. Click [Meetings Approved] to go through the accepted meetings.

7. Check the contact information.

\*Directly contact the other party to schedule the meeting date and time.

8. Approved meetings can be cancelled as well.

9. Enter the reason for cancelling.(Optional)



# COMEUP

GLOBAL STARTUP  
FESTIVAL

# 2023

Inquiries for **Business Matching**

[bizmatchsupport@comeup.org](mailto:bizmatchsupport@comeup.org)

02-521-2022